

### Microsoft Corp (US5949181045 [USD])

(S&P 500 - U.S.A [C: MSFT] [IS: 7] [ISP: 60])



On the current date **Microsoft Corp** Position is **Short , Sell** based on Medium Term analysis and is **Long , Buy** based on Long Term. Asset "Volatility Risk" is Low and "Liquidity Risk" is Extremely Low . In the Medium Term, Possible exhaustion of the bear cycle. The stock is still moving downwards but its strenght is decreasing.. In the Long Term, Possible begin of a bearish phase only if a reversal happen..

Download Analysis Report

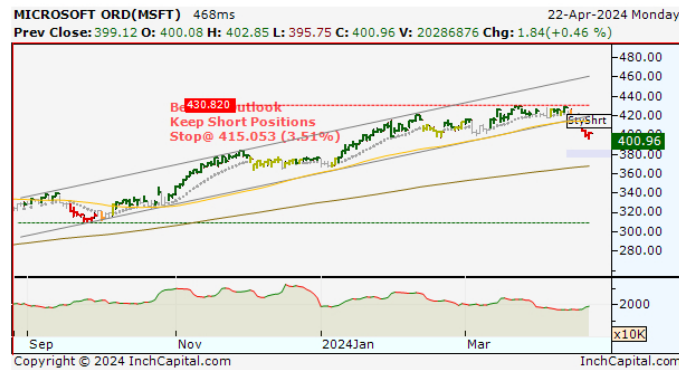
Options

Medium Term Technical Analysis (Daily Chart):

6 - 18 months Daily Price Chart - Investment perspective 1 - 6 weeks

Period:

8 Months

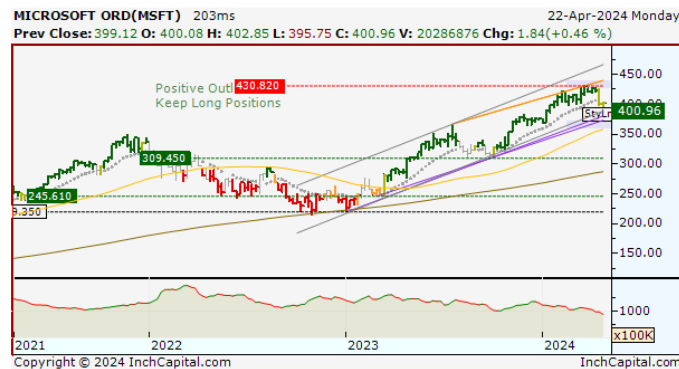


Long Term Technical Analysis (Weekly Chart):

2 - 5 years Weekly Price Chart - Investment perspective 1 - 6 months

Period:

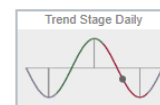
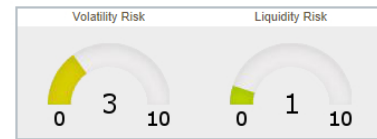
3 Years



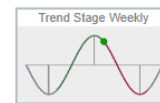
Compare with:

S&P 500

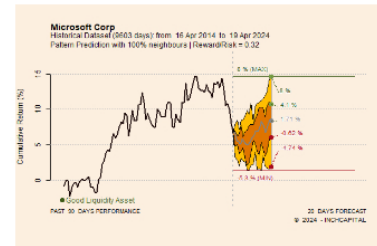
Microsoft Corp Vs. S&P 500



In the Medium Term, Possible exhaustion of the bear cycle. The stock is still moving downwards but its strenght is decreasing.



In the Long Term, Possible begin of a bearish phase only if a reversal happen.



| Trends | Short Term | Mid Term | Long Term |
|--------|------------|----------|-----------|
|        | Neutral    | Neutral  | Neutral   |

Assets with the same position of Microsoft Corp in S&P 500 :

| Name              | Volatility Risk | Liquidity Risk |
|-------------------|-----------------|----------------|
| Pavonia Ltd       | Medium - Low    | Extremely Low  |
| Lam Research Corp | Medium - Low    | Extremely Low  |
| Netflix Inc       | Medium - Low    | Extremely Low  |
| Fortinet Inc      | Medium - Low    | Low            |