

Market Analysis & Forecast - Technical Report

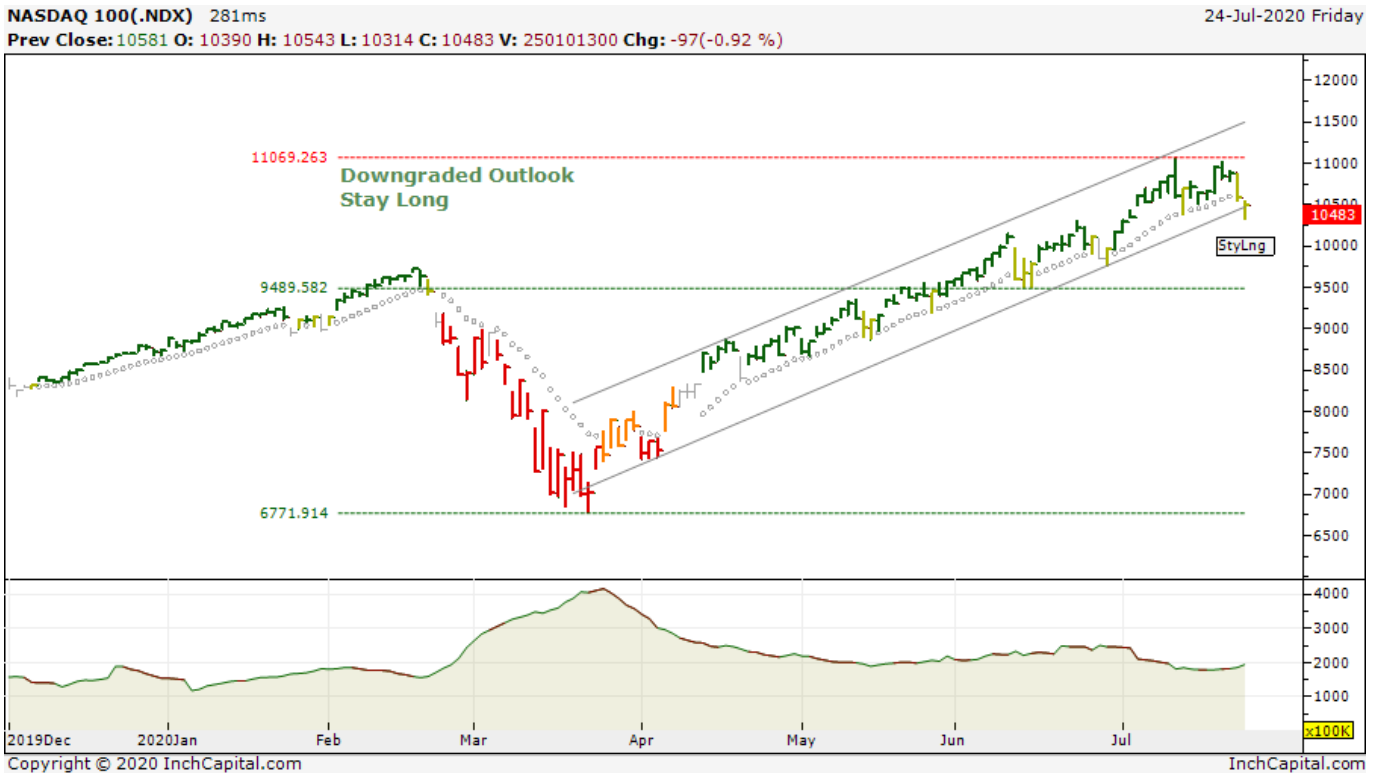
Report Generated on: 2020-07-27 based on data: 2020-07-24

NASDAQ 100

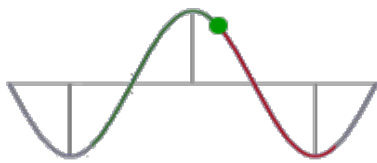
(NASDAQ 100 - U.S.A.)

Medium Term Analysis

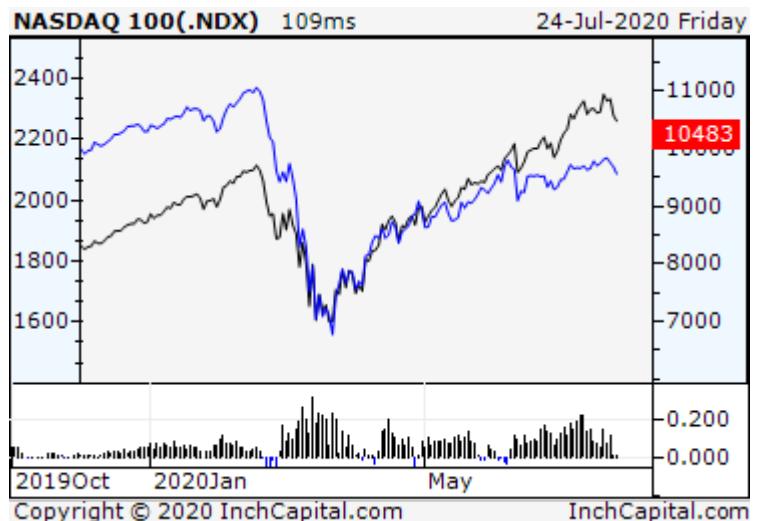
8 months Daily Price Chart - Investment perspective 1-6 weeks



On the current date **NASDAQ 100** Position is **Long , Moderate Buy** in the Medium term daily chart. Possible begin of a bearish phase only if a reversal happen.:



The chart on the right side shows the daily price performance in the last 8 months of **NASDAQ 100** versus **MSCI ACWI IMI TR** (Blue line) in a Medium Term Daily.

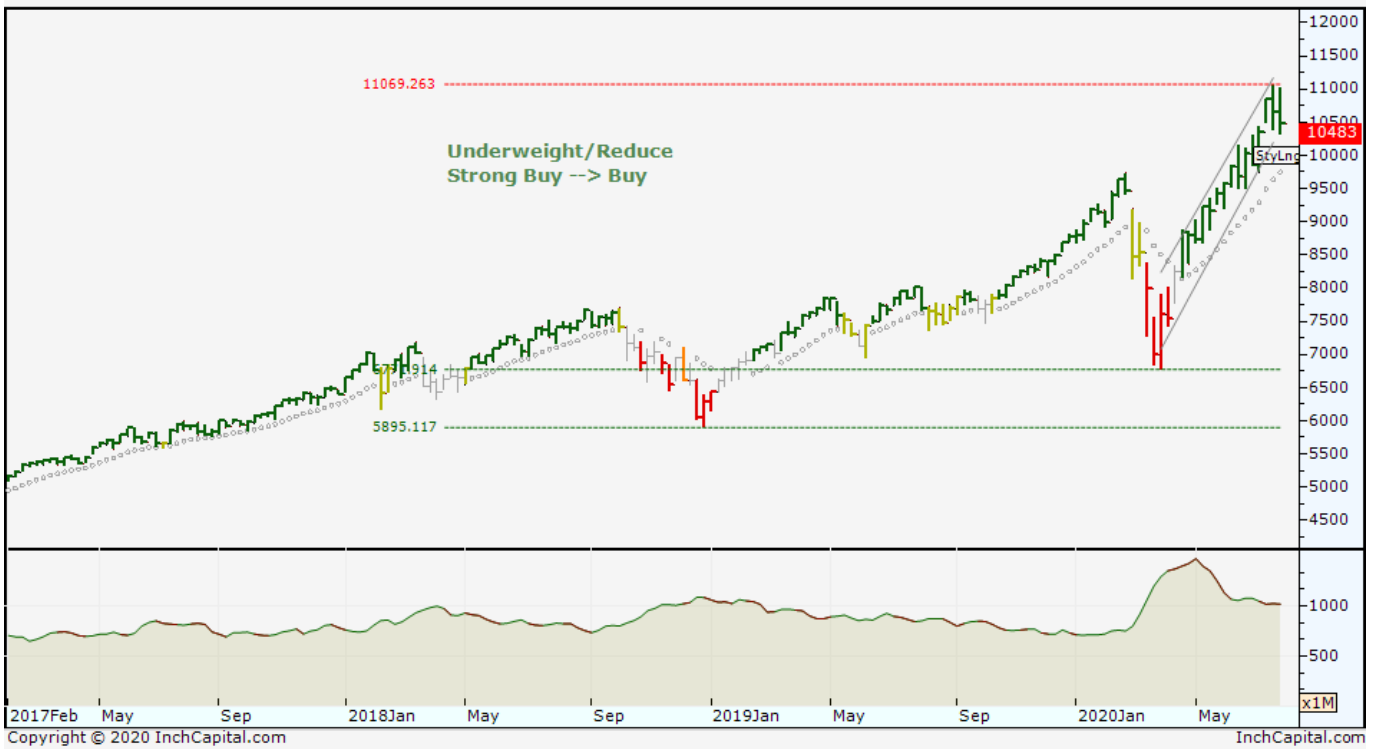


Long Term Analysis

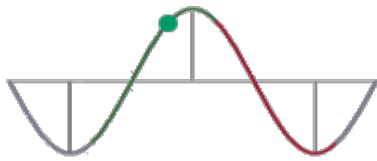
3.5 Years Weekly Price Chart - Investment perspective 1-6 Months

NASDAQ 100(.NDX) 140ms

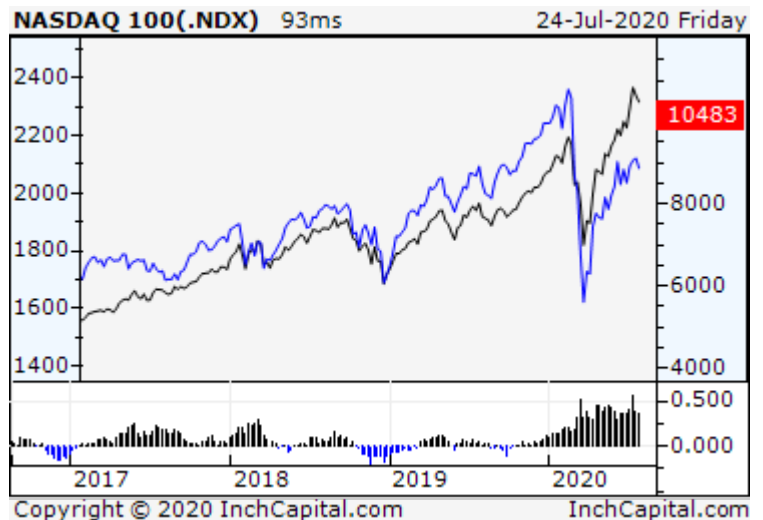
24-Jul-2020 Friday



On the current date **NASDAQ 100** Position is **Long , Buy** in the Long term weekly chart. Possible exhaustion of the bull cycle. The stock is still moving upwards but Its strenght is decreasing.

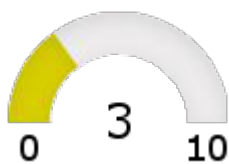


The chart on the right side shows the performance of **NASDAQ 100** versus **MSCI ACWI IMI TR** (Blue line) in a Long Term Weekly.

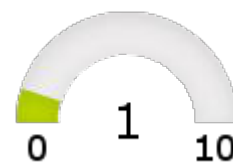


Risks

Asset *Volatility Risk* is *Low* and *Liquidity Risk* is *Extremely Low* :



Volatility Risk:



Liquidity Risk:

NASDAQ 100 Medium Term Alternatives

Stocks with the same position of NASDAQ 100 in the NASDAQ 100:

Name	Liquidity Risk	Volatility Risk
------	----------------	-----------------

For more information, comparison with other stocks and NASDAQ 100 ranking in North America and all the world visit www.InchCapital.com

Report Reading Guide

Medium and Long Term Chart Analysis "Updated on" or "Update" is the latest date and price considered for the analysis. Where recommendation are mentioned in the report. "Medium Term" denotes the medium-term trend (from three weeks to six months). "Long Term" shows the long-term trend (exceed six months).

Rating: ok

Positive outlook (price likely to rise) are given by the green color of the price time series completed by the label on the last bar of the chart: GoLng=Go Long | StyLng=Stay Long | RevLng= Reverse From Short to Long. Long is synonymous with bullish expectations

Neutral outlook (no big price changes expected) are given by the gray color of the price time series completed by the label on the last bar of the chart: StyFlat = Stay Flat/Neutral | ExtLng=Exit Long | ExtSrt=Exit Short. Neutral is synonymous with sideband phase

Negative outlook (price likely to fall) are given by the red color of the price time series completed by the label on the last bar of the chart: GoShrt=Go Short | StyShrt=Stay Short | RevShrt= Reverse From Long to Short. Short is synonymous with bearish expectations

The horizontal red and green lines in the chart indicate support levels (green) and resistance levels (red). Orange and Violet Lines in the chart indicate dynamic support and resistance. Parallel Gray Lines show the most probable underlying price trend regression channel.

Trend Stage show the classifies the stock trend into phases: | begin | developing | end | of the bullish move and | begin | developing | end | of the bearish price move.

Volatility risk shows the risk related to the normal price movements. If the volatility risk is high, you know that the stock has large daily and weekly movements. By holding such stocks, the value may fluctuate a lot in the short term and medium term. Stock markets are volatile and can decline significantly in response to adverse issuer, political, regulatory, market, economic or other developments.

Liquidity risk highlights how easy is executing a trade. If the liquidity risk is high, buying or selling such a stock, the value of your investment can fluctuate quite a lot especially if you are buying a large quantity, or are in a hurry to buy or sell.

Global Disclaimer / Important Information / Read it carefully.

document has been developed and provided by Inchcapital Srl. In compliance with the provisions of

Commission Directive 2006/73/EC of 10 August 2006

<https://eur-lex.europa.eu/legal-content/EN/TXT/HTML/?uri=CELEX:32006L0073&from=EN> (html EN)

<https://eur-lex.europa.eu/legal-content/EN/TXT/PDF/?uri=CELEX:32006L0073&from=EN> (pdf EN)

Regulation EU 596/2014 of the European Parliament and of the Council of 16 April 2014

<https://eur-lex.europa.eu/legal-content/EN/TXT/HTML/?uri=CELEX:32014R0596&from=it> (html IT)

<https://eur-lex.europa.eu/legal-content/EN/TXT/PDF/?uri=CELEX:32014R0596&from=it> (pdf IT)

Commission Delegated Regulation EU 2016/958 of 9 March 2016 - art. 1 (Expert Data Journalist)

<https://eur-lex.europa.eu/legal-content/EN/TXT/HTML/?uri=CELEX:32016R0958&from=IT> (html IT)

<https://eur-lex.europa.eu/legal-content/EN/TXT/PDF/?uri=CELEX:32016R0958&from=IT> (pdf IT)

DL 107 of 10 August 2018 Art. 24 bis

http://www.consob.it/documents/46180/46181/TUF_agg_dlgs_107_2018.html/72d8db74-31e2-457b-aaa0-7348158bfef3#Art._24-bis (pdf IT)

Inchcapital Srl in an independent firm and it ensures the effective implementation of all the measures set out in this rule in relation to financial analysts and other relevant persons involved in the preparation of independent investment research. Inchcapital S.r.l. respects the Charter of Duties economic information

G.U No 158 of 10 July 2018 <http://www.odg.it/allegato-4-carta-dei-doveri-dellinformazione-economica/24292> (html IT)

https://datascollector.inchcapital.com/new/documents/carta_doveri_giornalista_art_4_luglio_2018_EN.pdf (pdf EN)

for which the expert data journalist author of the reports or articles published on the site does not hold any positions concerning stocks or other securities mentioned in the articles. This document is disseminated for informational purposes only. The data and information on the articles are informative, generalized and not personalized. The information, opinions, estimates and projections included in this document refer to the date specified therein, and are based on information obtained from sources considered reliable by Inchcapital Srl. However, Inchcapital Srl do not provide any warranty, express or implied, as to the accuracy, correctness or completeness of its contents. This document does not constitute a commercial offer and/or contract, is not the basis of any contract or commitment whatsoever, nor should be considered as advice or investment recommendations of any kind. In any case, this document or its contents should not be considered as an offer to buy or subscribe for securities or other financial instruments, or to undertake or divest investments. Any eventual investment decision by the recipient shall be made by the same independently and under its own responsibility, after taking into account their own investment objectives, financial position and risk profile, having previously sought, where appropriate, the expert advice you may need. Expressly advised, that the historical evolution of any securities, instruments or investments in any case do not guarantee future results or returns. Inchcapital Srl do not assume liability for any loss, direct or indirect, that may result from the use of this document.

This whose content may not be reproduced, distributed or published, in whole or in part, without the written consent Inchcapital Srl. Before investing, consider the investment objectives, risks, charges and expenses of the investment options.

Sources: InchCapital Platform - **Data Source:** Thomson Reuters and Fida Srl

Main methodologies used: this report is objective and it is not based on personal interpretations, estimates or opinions. The methodologies used area based on technical and quantitative analysis, such as these studies: trends (moving averages), momentum (rate of change), average true range (ATR-volatility), volume (liquidity), spread (relative analysis).

Author: this report is fully automated. The author is Emanuele Cecere Data Journalist, Financial and Technical Analyst.

Emanuele Cecere - C.E.O.

emanuele.cecere@inchcapital.com

InchCapital s.r.l.

Via Cusago, 59 - 20153 Milano

Tel.: 02/49716863 - Mobile: 3282005906

Copyright © 2014 - 2020 www.inchcapital.com by InchCapital S.r.l.. All rights reserved.